



Impacts of Acidified Biochar on Wheat growth under Deficit Irrigation systems

Ahmed A. Abdelhafez^{a,b}, Ibrahim Mohamed^c, Yasmine I Farid^c, Asmaa Sayed^d, Hassan H. Abbas^c, Ihab M. Farid^c, Mohamed H.H. Abbas^{c*}



^aSoils and Water Department, Faculty of Agriculture, New Valley University, Egypt

^bNational Committee of Soil Science, Academy of Scientific Research and Technology, Egypt

^cSoils and Water Department, Faculty of Agriculture, Benha University, Egypt

^dPolymer Chemistry Department, National Center of Radiation Research and Technology, Egyptian Atomic Energy Authority

DROUGHT is an abiotic stress that threatens sustainable food production worldwide. The current study investigates the feasibility of using acidified-biochar to increase wheat productivity in arid soils under deficit irrigation systems. To attain this aim, acidified-biochar was prepared from maize-stover at 550°C, then mixed with 0.1M H₂SO₄. A pot experiment was then conducted following a complete randomized-block-design comprising 2 factors: (1) maintaining soil moisture at 60, 80 and 100% of soil field capacity (FC₆₀, FC₈₀ and FC₁₀₀, respectively) and (2) biochar application dose 0 (B₀), 5 (B₅) and 10 g kg⁻¹ (B₁₀). All pots received recommended N and P doses. Results reveal that deficit irrigations lessened available N and K concentrations, while in case of available-P, its concentration followed the sequence of: FC₈₀>FC₁₀₀>FC₆₀. Likewise, NPK uptake and proline content followed the same sequence of available-P. On the other hand, application of biochar elevated NPK uptake by plants, and also raised proline contents in shoots, especially with increasing its dose. Generally, there were significant positive correlations among values of NPK uptake by wheat plants and, in particular the increases in biomasses of different plant parts were highly correlated with P uptake by plants. Concerning the combination between the two factors, the highest shoot and grain yields were detected for FC₁₀₀+B₅. This treatment also recorded the highest NPK uptake. In conclusion, acidified biochar boosted wheat growth and productivity while rationalizing 20% of water inputs. Further investigations are needed to be carried out under field conditions for at least 2 successive years.

Keywords: deficit irrigations; acidified biochar; arid soils; NPK uptake; proline.

1. Introduction

Drought is an abiotic stress (Nyaupane *et al.* 2024) that threatens sustainable food production worldwide (Sári *et al.* 2024, Dianatmanesh *et al.* 2022), particularly within the arid and semi-arid regions (Yildirim *et al.* 2021). This stress impedes many vital processes within plants; accordingly it destructively

affects plant growth and production (Emami Bistgani *et al.* 2024). In particular, stressed plants become less capable of utilizing soil nutrients (Yildirim *et al.* 2021), in addition to the adverse effects of drought on plant respiration and photosynthesis (Emami Bistgani *et al.* 2024). Using biochar may improve water and mineral uptake by plants (Mansoor *et al.* 2021), because it forms soluble organic complexes with the immobile nutrients in soil (Lalarukh *et al.* 2022a, Mohamed *et al.* 2024a, Elshony *et al.* 2019,

*Corresponding author e-mail: Mohamed.abbas@fagr.bu.edu.eg (Mohamed H.H. Abbas).

Received: 10/12/2024; Accepted: 11/1/2025

DOI: [10.21608/jenvbs.2025.343443.1260](https://doi.org/10.21608/jenvbs.2025.343443.1260)

©2024 National Information and Documentation Center (NIDOC)

Mohamed *et al.* 2024b), beside of its high porosity and hydrophilic characteristics (Li and Tan 2021) that enable it to retain nutrients on its surface against loss by leaching (Laird *et al.* 2010). Moreover, biochar enhances many physiological and biochemical attributes (Yildirim *et al.* 2021, Abdelhafez *et al.* 2024) such as increasing activities of antioxidants and osmoprotectants (Khan *et al.* 2021, Lalarukh *et al.* 2022a). Overall, biochar application is guaranteed to lessen the impacts of drought stress on plants (Bassouny and Abbas 2019, Zhang *et al.* 2023).

Soils of Egypt are characterized by their high pH values (Abd El-Mageed *et al.* 2021), and at the same time, biochar is of alkaline nature (Fidel *et al.* 2017) which may reduce the availability of most soil macro and micronutrients upon its application (Khalil *et al.* 2023). The acidified biochar may alternatively be used to overcome this problem (Khalil *et al.* 2023, Abd El-Mageed *et al.* 2021, Abuzaid *et al.* 2025). This additive is characterized by its relatively rapid degradation rate which enriches soils with nutrients needed for proper plant growth (Ramzani *et al.* 2017).

Wheat is a strategic crop (Lalarukh *et al.* 2022b, Parveen *et al.* 2024) that plays an important role in insuring food security (Langridge *et al.* 2022, Parveen *et al.* 2024). It is probably the most important winter crop in Egypt (Farid *et al.* 2023a, Farid *et al.* 2023b, . Ali *et al.* 2024); in spite of that Egypt has become the largest wheat importer worldwide (Abdalla *et al.* 2023). To increase wheat

production, many strategies could be followed to cope with stress conditions (Bapela *et al.* 2022, Mwadzingeni *et al.* 2016), such as amending soils with acidified biochar (Farid *et al.* 2025) and/or following deficit irrigations (Saad *et al.* 2023).

The current study investigates the feasibility of using acidified biochar to alleviate drought stress and increase productivity of wheat grown on an arid soil while following the deficit irrigation techniques, i.e. irrigation at 60 and 80% of soil field capacity. A reference treatment was also considered where wheat plants were irrigated at 100% of FC while their rhizosphere did not receive any organic addition. The main hypothesis of this study is that the application of acidified biochar may alleviate the drought stress, and also enriches soils with nutrients in available forms to improve plant growth and productivity. Distribution of NPK nutrients within different plant parts and their possible modes of action to cope with drought stress were further aims of the study

2. Materials and Methods

A surface soil sample was collected for the experimental farm of the Faculty of Agriculture, Benha University, Egypt (31° 13' 24.4" E. and 30°; 21' 22.2" N). This sample was air dried, crushed and sieved via a 2 mm sieve then analyzed for its physical and chemical properties according to Klute (1986) and Sparks *et al.* (2020), respectively. The obtained results are shown in Table 1.

Table 1. Soil physical and chemical characteristics

Character	Value	Character	Value
Particle size distribution (%)		Field capacity (%)	32
Fine sand	1.05	Soil Chemical analyses	
Coarse sand	1.3	Soil pH	7.97
Silt	19.25	Soil EC (dS m ⁻¹)	1.49
clay	46.72	Calcium carbonate content (g kg ⁻¹)	17.31
Textural class	Clay	Soil organic matter (g kg ⁻¹)	14.23

Soil pH was determined in soil:water suspension prepared at a ratio of 1:2.5, while EC was determined in soil paste extract

Maize stover was collected from the nearby farms, oven-dried at 65°C overnight, and pyrolyzed under limited aeration conditions via a muffle (Magma Term Laboratory Furnace- Model SNOL 8,2/1100) at 550°C for 2 h. This product was acidified with 0.1 M H₂SO₄ (1:100 w/v), shaken for 4

h at 150 rpm, filtered and rinsed in tap water then distilled water to remove chemicals (El-Sharkawy *et al.* 2022). Afterwards, biochar was oven dried at 70 °C. It exhibited the following characteristics: pH=4.23, EC= 2.86 dS m⁻¹, and its contents of C, N, H, O and S were 68.45, 0.41, 3.25, 12.28 and 1.05%, respectively. Water holding capacity was determined

gravimetrically according to Hien *et al.* (2021) after being soaked in distilled water and the obtained value was 3.61 g water g⁻¹ dry biochar. Further characterizations of biochar were inspected at the Atomic Energy Authority, Cairo, Egypt, i.e. (1) FTIR spectroscopic analysis by Nicolet iS10 over the range of 400–4000 cm⁻¹, (2) X-Ray Diffraction by Pw 1730 Powder X Ray Diffractometer, (3) Scanning electron microscopy (SEM) by JEOLJSM-5400 scanning microscope (Japan) and elemental analysis using energy dispersive X-ray spectroscopy (JEOL-JSM 5300, Japan).

2.1. Experimental procedures

Twenty seven plastic pots (25 cm diameter × 19 cm depth) were packed uniformly with about 4 kg of soil, then planted with 10 seeds of wheat (Giza 171) on the 25th of November 2023. These pots were arranged under the greenhouse conditions in a complete randomized design comprising 2 factors: (1) deficit irrigations at 60 and 80% of the field capacity (FC₆₀ and FC₈₀, respectively) as well as 100% of the field capacity (FC₁₀₀). (2) biochar application at three rates 0 (B₀), 5 g kg⁻¹ soil (B₅) and 10 g kg⁻¹ soil (B₁₀). The combinations between these two factors brought a total number of 9 treatments with three replicates each.

All pots received the recommended N and P doses, i.e. 75.6 g N kg⁻¹ soil in the form of urea (its content was 460 g N kg⁻¹) and 15 g P₂O₅ kg⁻¹ in the form of calcium super phosphate (its content was 156 g P₂O₅ kg⁻¹). Soil moisture was monitored periodically by a tensiometer (model Theta-θ-Probe ML2x) and well water (EC=0.59 dS m⁻¹) was added to compensate water loss and keep soil moisture at the abovementioned regimes. At physiological maturity stage whole plants were collected, placed on sieves, washed with tap water then distilled water. Moreover, soils were sampled from the rhizosphere of each pot.

2.2. Plant and Soil analyses

Plant materials were separated into roots, shoots and grains then oven dried at 65 °C for 48 h. Portions of these materials (equivalent to 0.5 g) were wet digested using perchloric and sulfuric acids on a sandy hot plate at 250 °C according to Cottenie *et al.* (1982), where nitrogen was determined in plant digests by micro Kjeldahl, phosphorus was assessed following molybdate-ascorbic acid method, then

photometrically by JENWAY 6405 UV/VIS. Potassium was quantified by flame photometer (model JENWAY PFP7). Proline was determined in shoots after 50 days of cultivation according to Bates *et al.* (1973).

Available contents of soil nutrients were extracted according to Page *et al.* (2020) as follows: available N by K₂SO₄ (1%), then determined by Kjeldahl in presence of Devarda's alloy and MgO, (2) available K by ammonium acetate solution (pH=7) then indicated on flame photometer and (3) Olsen P was estimated photometrically. Soil pH was determined in soil:water suspension prepared at a ratio of 1:2.5 using pH meter (model Consory C3210) while EC was measured in soil paste extract using EC meter (model WTW inolab Cond 720).

2.3. Data processing

All chemicals were of analytical grade. Obtained data were analyzed statistically using two-way ANOVA and Duncan's test through SPSS statistical software version 18. Graphs were plotted using Sigma Plot software version 10.

3. Results

3.1. Characteristics of the used acidified biochar

Acidified biochar shows aggregation with large, dense clusters (≈ mean particle diameter of 4998 nm, Fig 1A). The XRD pattern exhibited 5 peaks at 2θ values at 22°, 26°, 28°, 37° and 41°, characterizing the presence of amorphous carbon structures which guarantee its mechanical stability and durability in soil (Fig 1B). The FTIR spectra displayed a broad peak at 3400 cm⁻¹, which refers to O–H stretching indicating biochar's ability to retain moisture and nutrients. The peak at 2956 cm⁻¹ corresponds to C–H stretching vibrations, suggesting the presence of aliphatic compounds, which contribute to biochar's hydrophobic regions. The 1623 cm⁻¹ peak represents C=C stretching in aromatic rings, indicating the presence of stable carbon structures that can resist microbial degradation. Peaks at 1346 cm⁻¹ (C–O or C–H bending) and 1022 cm⁻¹ (C–O stretching) are associated with ether or ester linkages, which may enhance biochar's adsorption sites for potentially toxic elements or organic pollutants.

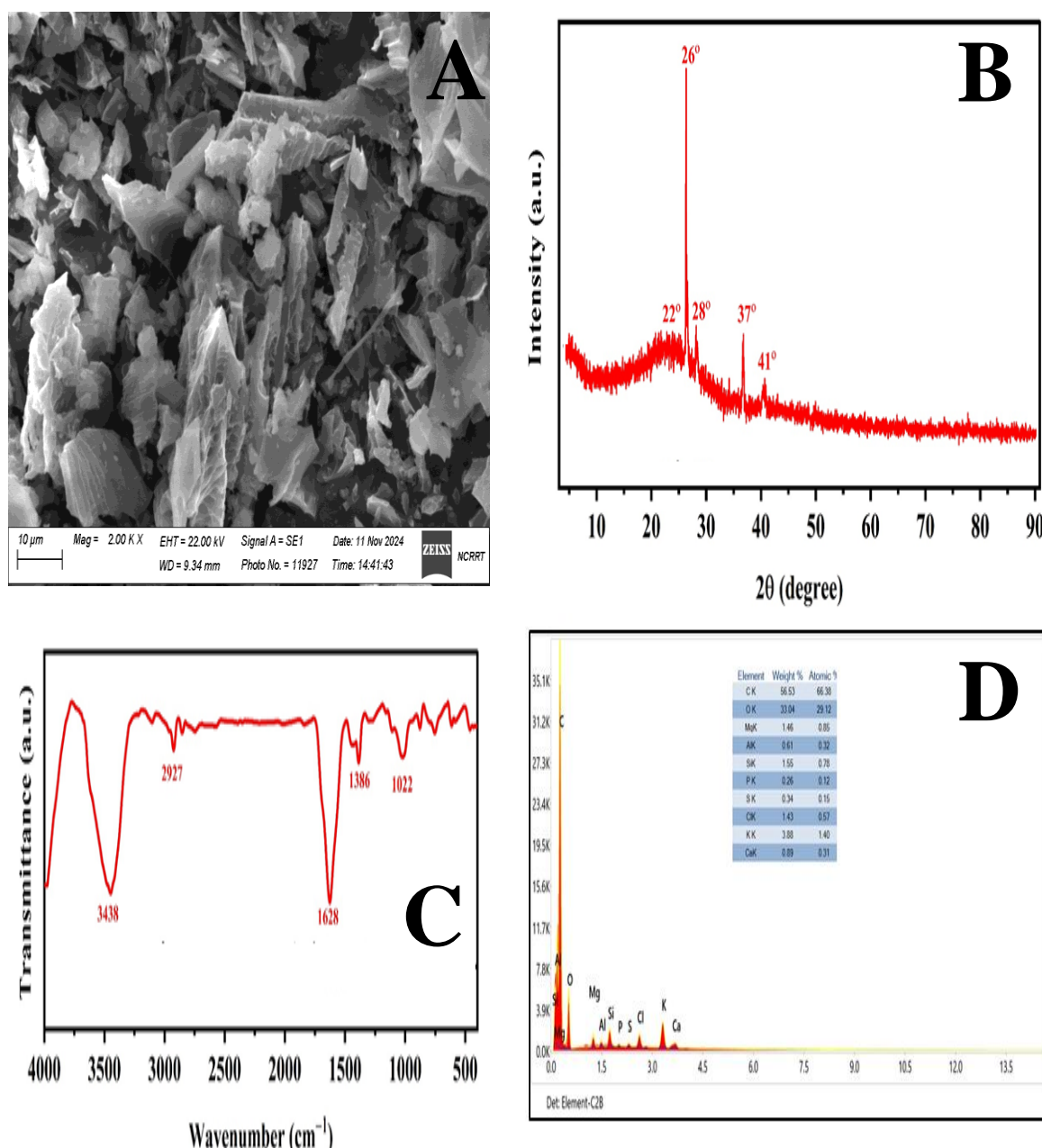


Fig 1. SEM (A), XRD (B), FTIR spectrum (C) and X-ray Spectroscopy (EDX) (D) of the used acidified biochar

3.2. Effect of biochar on soil pH and EC under deficit irrigations

No significant effects were deduced for using deficit irrigations on soil pH (Fig 2A). Likewise, acidified biochar application and its interaction with irrigation levels recorded no further significant impacts on this parameter. On the other hand, soil EC varied significantly under the drought conditions; yet the effect of acidified biochar addition was of no significant impact in this concern (Fig 2B). Generally, soil EC increased in soils that received

60% of the field capacity (FC_{60}), followed by the ones that received 80% of the field capacity (FC) (FC_{80}) then 100% of FC (FC_{100}). Interactions between irrigation levels and acidified biochar application were also of significant effect on soil EC. In this aspect, the least EC value was detected in the treatment that received $\text{FC}_{100} + \text{B}_5$; while the highest increases were found in the soil that was treated with $\text{FC}_{60} + \text{B}_5$

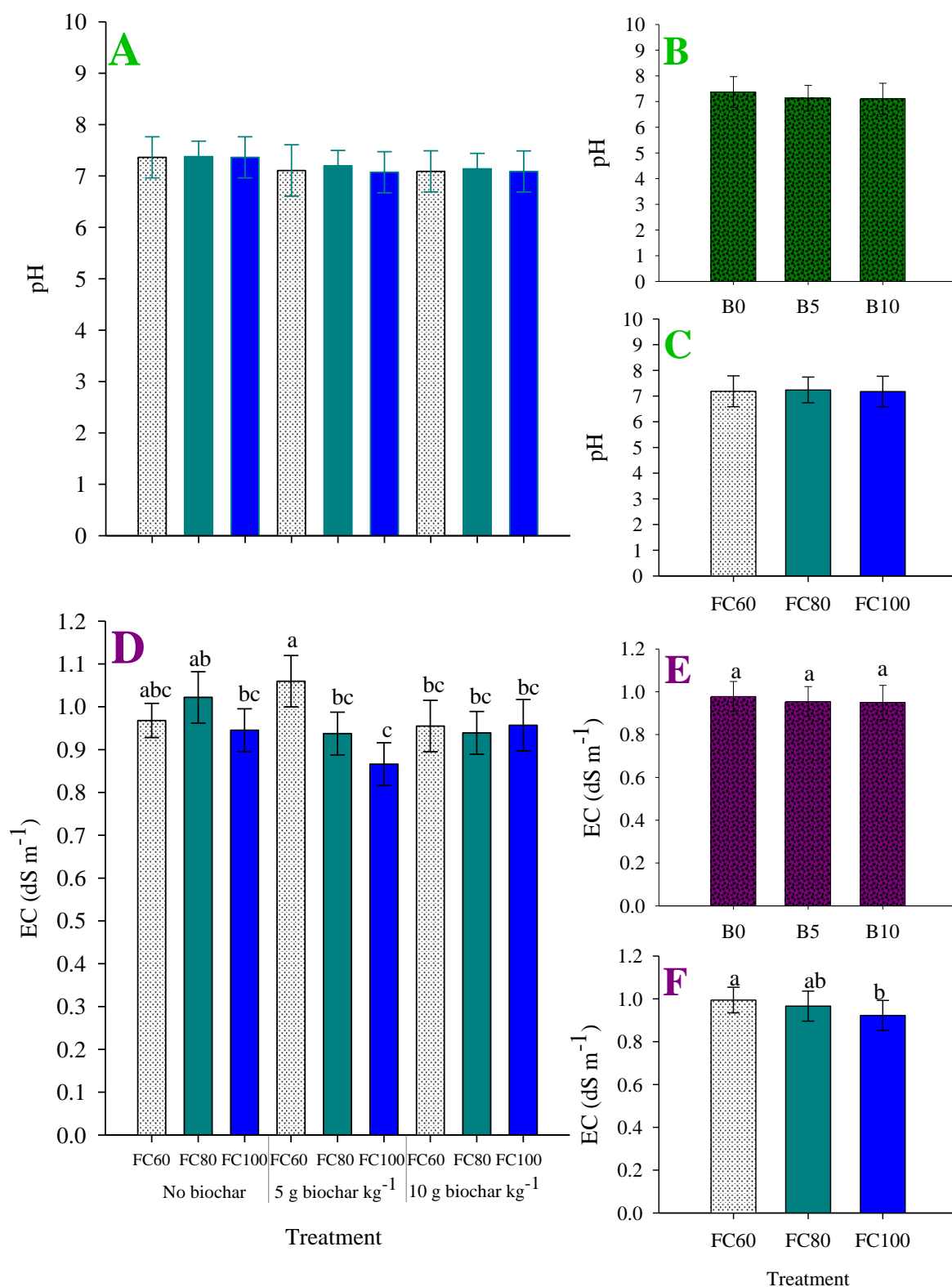


Fig 2. Soil pH and EC (means \pm standard deviations) as affected by application of acidified biochar under deficit irrigation systems. Note: B₀: no added biochar, B₅: acidified biochar applied at a rate of 5 g kg⁻¹, B₁₀: biochar added at a rate of 10 g kg⁻¹. Similar Duncan's letters indicate no significant variations among treatments

3.3. Effect of biochar on the dry weights of wheat roots, shoots and grains

Drought stress lessened the biomasses of wheat shoots and grains whose values followed the descending order: $FC_{100} > FC_{80} > FC_{60}$ (Figs 3 D & F). Likewise, this stress lessened root biomass; nevertheless, the obtained sequence was somehow different ($FC_{80} > FC_{100} > FC_{60}$) (Fig 3B).

Application of the acidified biochar minimized the salinity stress on plants when being applied at a rate of 5 g kg^{-1} as this rate enhanced significantly wheat root, shoot and grain yields (Figs 3A, C & E). Higher dose of biochar (10 g kg^{-1}) boosted shoot growth, while decreased grain productivity versus the

lower biochar dose (5 g kg^{-1}). Despite that, this higher dose of biochar (10 g kg^{-1}), generally increased root and shoot biomasses over B_0 , while recorded no significant variations in grain yields.

Interactions between biochar doses and the soil moisture levels were also significant (Figs 3G, H & I). It was found that the least root biomasses were detected in plants treated with either of $FC_{100}+B_0$, $FC_{60}+B_5$ or $FC_{60}+B_{10}$ with no significant variations between these two treatments (Fig 3G). The former treatment recorded the highest increase in shoot biomass (Fig 3H). Regarding the grain yield, the highest increases were attained for both $FC_{100}+B_5$ and $FC_{100}+B_{10}$ (Fig 3I).

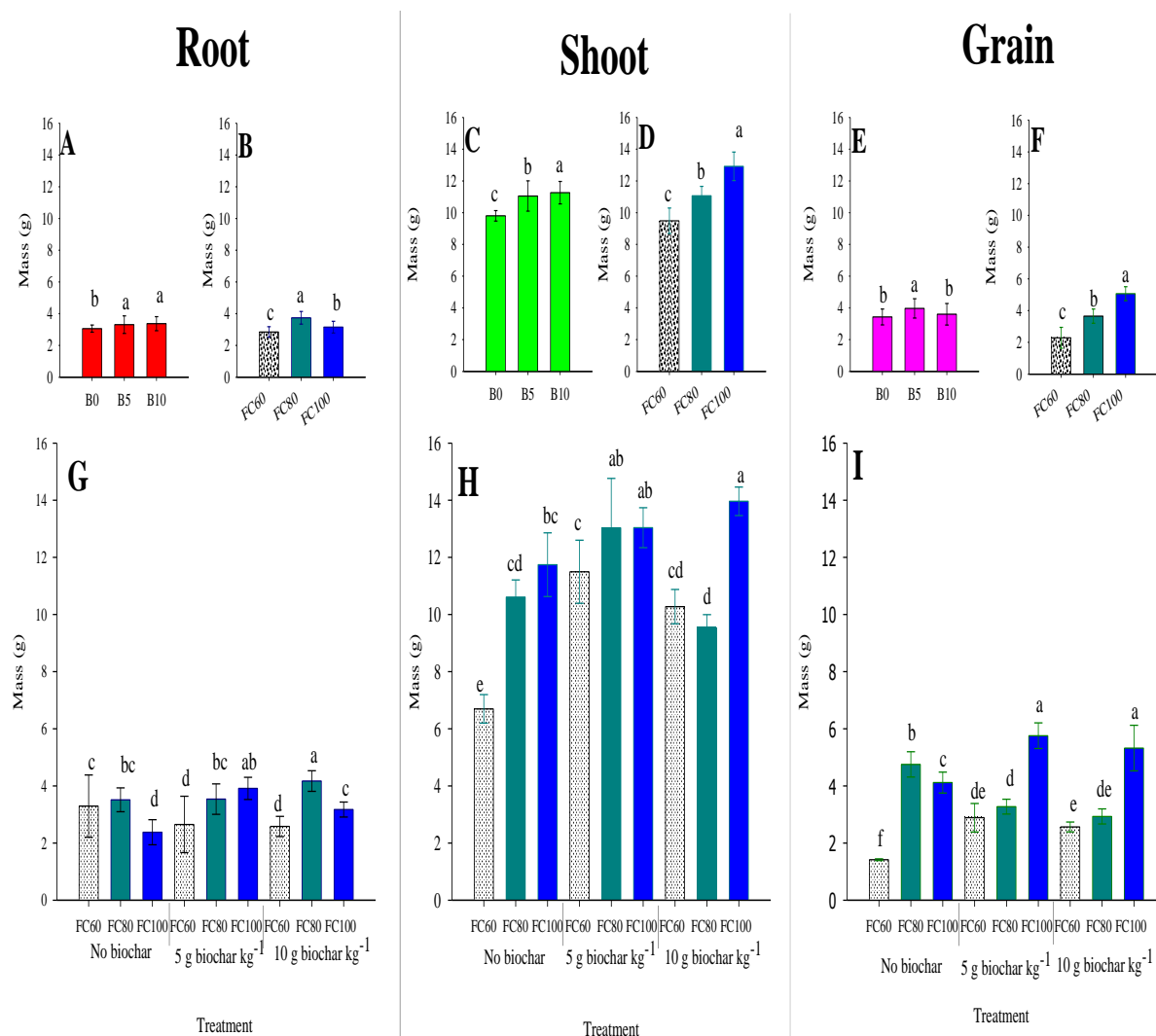


Fig 3. Dry weight values of wheat roots, shoots and grains (means \pm standard deviations) as affected by application of acidified biochar under deficit irrigation systems. Note: B_0 : no added biochar, B_5 : acidified biochar applied at a rate of 5 g kg^{-1} , B_{10} : biochar added at a rate of 10 g kg^{-1} . Similar Duncan's letters indicate no significant variations among treatments

3.4. Effect of biochar on NPK available contents in soil under deficit irrigations

Available N and K decreased significantly in soils with increasing soil moisture content (Figs 4 C & I), while in case of P, its available content increased at FC₈₀ and then dropped again at FC₁₀₀ (Fig 4 F).

Biochar application at a rate of 5 g kg⁻¹ diminished the available concentrations of N and K in soil (Figs 4 B & H) while raised P-available content (Fig 4E). Though, the available contents of these three nutrients increased in the soil that received the higher dose of biochar.

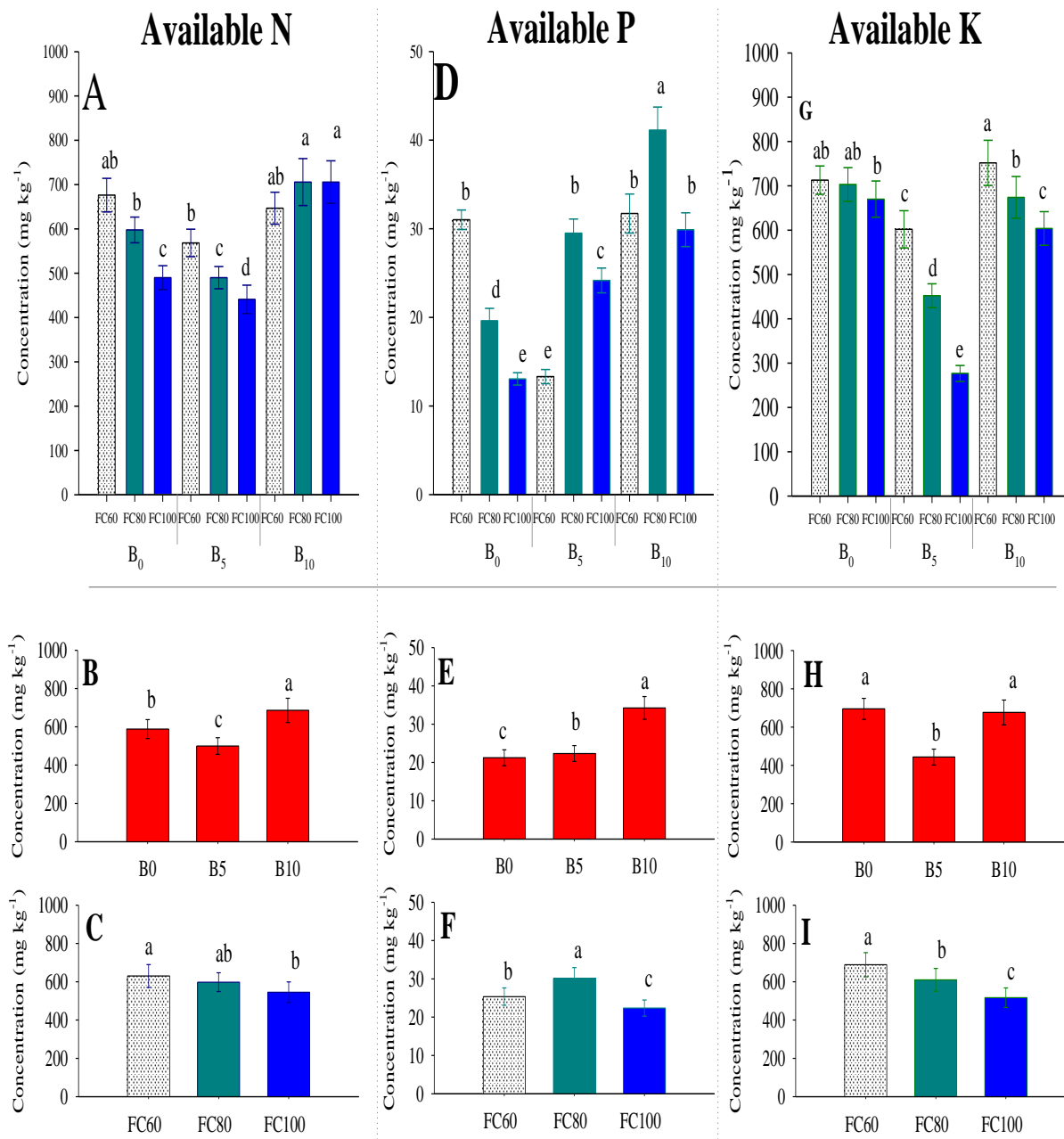


Fig 4. Available NPK (means ± standard deviations) in soil as affected by application of acidified biochar under deficit irrigation systems. Note: B₀: no added biochar, B₅: acidified biochar applied at a rate of 5 g kg⁻¹, B₁₀: biochar added at a rate of 10 g kg⁻¹. Similar Duncan's letters indicate no significant variations among treatments

Interactions between the irrigation level and biochar were also significant on NPK available contents in soil (Figs 4A, D & G). Generally, the highest

increases in available P was found for FC₈₀ + B₁₀ (Fig 4B) while the highest available K was found for FC₆₀ + B₁₀ (Fig 4C). In case of nitrogen, no significant

variations in N-available contents were noticed among these three irrigation levels when the soil received 10 g biochar kg⁻¹ (Fig 4A).

3.5. Effect of biochar on nutrient concentrations within different wheat parts and their uptake by plants under deficit irrigations

Uptake and bioaccumulation of N, P and K within different parts of wheat plants are presented in Table 2.

Table 2. Concentrations of NPK (means ± standard deviations) and their uptake by wheat plants as affected by deficit irrigation and application of acidified biochar

	Nitrogen (g kg ⁻¹)				Phosphorus (g kg ⁻¹)			
	B ₀	B ₅	B ₁₀	Mean	B ₀	B ₅	B ₁₀	Mean
Concentration in roots (mg g⁻¹)								
FC ₆₀	11.20 de	12.60 d	9.90 e	11.23 C	19.62 f	33.33 4b	30.17 cd	27.71 C
FC ₈₀	13.83 c	16.50 b	14.33 bc	14.89 B	26.33 e	33.50 b	29.00 d	29.61 B
FC ₁₀₀	13.83 c	14.07 bc	21.25 a	16.38 A	43.50 a	31.50 a	32.83 bc	35.94 A
Mean	12.96 B	14.39 A	15.16 A		29.82 C	32.78A	30.67B	
Concentration in shoots (mg g⁻¹)								
FC ₆₀	0.21 d	0.21 d	0.19 d	0.20 C	0.33 a	0.23 b	0.13 e	0.23A
FC ₈₀	0.34 a	0.28 b	0.24 c	0.29 A	0.16 cd	0.16 cd	0.14 de	0.15B
FC ₁₀₀	0.21 d	0.24 c	0.35 a	0.27 B	0.17 c	0.15 1 d	0.16 cd	0.16B
Mean	0.25 A	0.24 A	0.26 A		0.22 A	0.18B	0.14C	
Concentration in grains (mg g⁻¹)								
FC ₆₀	8.27 bc	8.42 ab	7.49 c	8.06 C	1.38 de	1.35 e	1.16 f	1.30C
FC ₈₀	9.35 ab	9.59 a	7.76 c	8.90 A	1.52 bc	1.65 b	1.43 c	1.53B
FC ₁₀₀	8.83 ab	8.37 b	7.89 c	8.36 B	1.38 de	1.41 cd	2.13 a	1.64A
Mean	8.82 A	8.79 A	7.71 B		1.43 C	1.47 B	1.57A	
Total uptake per pot (mg pot⁻¹)								
FC ₆₀	50.72 g	60.37 f	46.04 g	52.39 C	68.94 f	95.57 d	81.69 e	82.07C
FC ₈₀	96.31 c	93.44 c	85.01 d	91.59 B	101.30 c	96.93 d	79.96 e	118.14B
FC ₁₀₀	72.20 e	106.32 b	113.53 a	97.35 A	111.49 b	133.29 a	117.35 b	120.71A
Mean	73.08 C	86.71 A	81.53 B		94.25C	118.26A	108.52B	
Potassium (g kg⁻¹)								
Concentration in roots (mg g⁻¹)								
FC ₆₀	4.52 c	4.91 ab	4.31 bcd	4.58 B				
FC ₈₀	4.22 cd	5.77 a	4.17 d	4.72 A				
FC ₁₀₀	4.41 bc	4.74 ab	4.23 cd	4.46 C				
Mean	4.39 B	5.14 A	4.24 B					
Concentration in shoots (mg g⁻¹)								
FC ₆₀	0.22 a	0.19 ab	0.18 b	0.20A				
FC ₈₀	0.18 b	0.17 bc	0.18 b	0.17B				
FC ₁₀₀	0.20 ab	0.15 c	0.13 c	0.16B				
Mean	0.20 A	0.17 B	0.16 B					
Concentration in grains (mg g⁻¹)								
FC ₆₀	10.00 ab	9.17 ab	8.33 b	9.17C				
FC ₈₀	8.33 b	9.17 ab	10.67 a	9.39A				
FC ₁₀₀	10.00 ab	9.00 ab	8.83 b	9.28B				
Mean	9.44A	9.11 C	9.28 AB					
Total uptake per pot (mg pot⁻¹)								
FC ₆₀	31.32 f	41.75 e	33.67 f	35.58 C				
FC ₈₀	56.13 c	52.62 cd	50.55 d	53.10 B				
FC ₁₀₀	54.45 cd	72.33 a	62.01 b	62.93 A				
Mean	47.30B	55.56A	48.74B					

Note: B₀: no added biochar, B₅: acidified biochar applied at a rate of 5 g kg⁻¹, B₁₀: biochar added at a rate of 10 g kg⁻¹. Similar Duncan's letters indicate no significant variations among treatments

3.5.1. Nitrogen uptake and concentrations within wheat parts

Nitrogen uptake and its content within wheat roots augmented significantly with increasing the irrigation level, following this sequence: FC₁₀₀>FC₈₀>FC₆₀. Regarding its accumulation within shoots and grains, this nutrient exhibited lower concentration at FC₆₀ then increased at FC₈₀ while again decreased in FC₁₀₀ treatments.

Biochar application at a rate of 5 g kg⁻¹ upgraded nitrogen contents within different wheat parts as well as its total uptake by plants. Increasing biochar application level from 5 to 10 g biochar kg⁻¹ recorded significant reductions in N- content within grains as well as its total uptake by plants, while no significant differences were detected in its content in either roots or shoots.

Interaction results between irrigation levels and biochar doses revealed that FC₁₀₀+B₁₀ recorded the highest increases in N-uptake, which was accumulated mainly in roots and shoots, while the treatment FC₈₀+B₅ recorded the highest N content in grains.

3.5.2. Phosphorus uptake and concentrations within wheat parts

Deficit irrigations led to significant reductions in P contents within the different plant parts (except in shoots) and also lessened its total uptake by plants, following generally the descending order : FC₁₀₀>FC₈₀>FC₆₀. In particular, the highest P concentration was found in shoots of the stressed plants which were irrigated with FC₆₀ as if these plants enhanced P translocation to shoots to initiate sooner the reproductive growth.

Application of biochar at a rate of 5 g kg⁻¹ raised P uptake by plants and also upraised its accumulation within different plant parts. Nevertheless, a higher rate of biochar lessened considerably P uptake and concentrations within plant parts. Interactions between soil moisture levels and biochar dose showed that the highest P-uptake was for FC₈₀+B₅, while the highest increase in P content within grains was for FC₁₀₀+ B₁₀.

3.5.3. Potassium uptake and concentrations within wheat parts

Increasing soil moisture raised significantly the uptake of K by plants; though, its highest concentrations in both roots and grains were found in

plants irrigated with FC₈₀, while the highest concentration in shoot was at FC₆₀. Concerning biochar applications, uptake of this nutrient increased in plants that received 5 g biochar kg⁻¹ while decreased at the higher application dose (10 g biochar kg⁻¹). Generally, K concentrations decreased in wheat parts as a result of biochar application which is mostly the consequences of the dilution effect due to increasing plant growth.

3.6. Effect of biochar on proline content within wheat shoots under deficit irrigations

Proline content increased significantly in shoots of FC₈₀ stressed plants versus those grown at FC₁₀₀, yet the plants subjected to FC₆₀ contained comparable proline content with those of FC₁₀₀. On the other hand, application of biochar upraised significantly proline concentrations in wheat shoots; and such increase became noticeable upon application of B₁₀. Regarding the interactions between deficit irrigations and biochar, soil moisture content seemed to have superior effect over biochar as FC₈₀ treatments (-/+biochar) recorded the highest increases in proline content within shoots. In plants subjected to either FC₆₀ or FC₁₀₀, increasing biochar dose led to concurrent increases in proline content within shoots, while in case of plants growing at FC₁₀₀, no significant variations were deduced for the application of biochar on proline content.

3.7. Correlations between wheat growth parameters. NPK uptake by wheat and their contents within different plant parts

Wheat grain yield was significantly correlated with P content in grains ($P<0.05$), but not with the corresponding N and K contents (Table 2); nevertheless the grain yield was significantly and positively correlated with these three nutrients in shoots. Probably, plants utilize P in shoots to initiate and increase the reproductive growth ($r^2=-0.556$), while N and K played more major roles in the coping mechanisms of plants against drought stress, especially N which recorded a higher significant positive correlation with the grain yield.

Generally, the uptakes of NPK nutrients were significantly correlated with each other and subsequently affected the grain yield. On the other hand, only P and K uptake values were significantly correlated with straw dry weights, while P-uptake

was the only nutrient that recorded significant correlations with root dry weight.

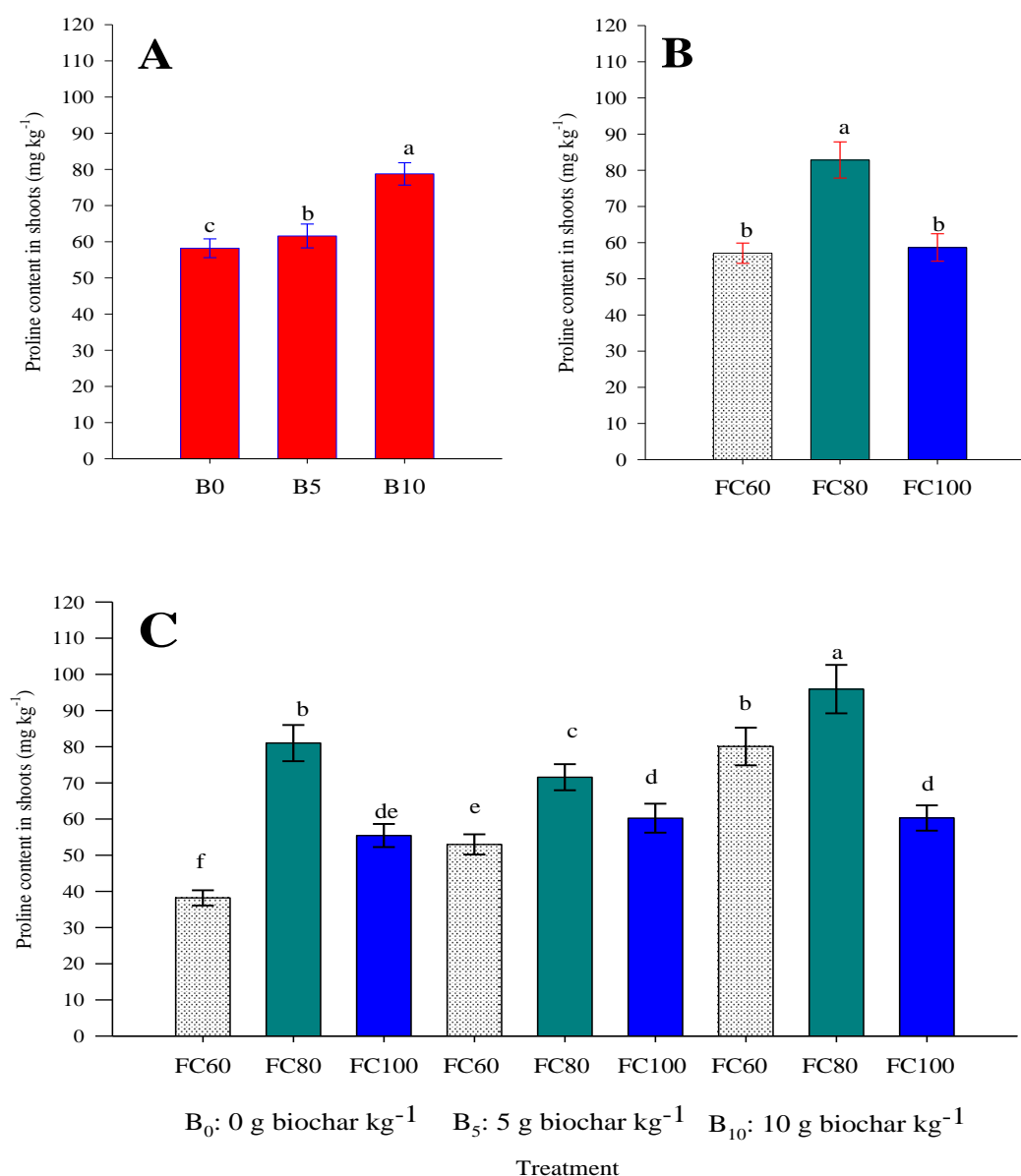


Fig 5. Proline concentrations (means \pm standard deviations) in wheat shoots as affected by application of acidified biochar under deficit irrigation systems. Note: B₀: no added biochar, B₅: acidified biochar applied at a rate of 5 g kg⁻¹, B₁₀: biochar added at a rate of 10 g kg⁻¹. Similar Duncan's letters indicate no significant variations among treatments

These results provide more evidences that N and K were incorporated directly and indirectly in increasing plant resistance against drought stress. In this concern, a negative correlation was found between proline content in shoots and N content in roots. The non-significant correlations between N-uptake and each of root and shoot biomasses indicate that N as an osmoregulator was circulated between

roots and shoots. The mechanism of K in increasing plant tolerance towards drought was somehow different. It increased the osmotic potential in roots thus recorded no significant correlations with root dry weights, while in shoots, this nutrient was mainly incorporated in increasing plant productivity i.e., straw dry weight was significantly correlated with the K-uptake.

Root biomasses were significantly correlated with proline in plants as if plants with more proline became more capable of utilizing soil moisture. Such increases in roots were to find out more water and nutrients from soil; accordingly root biomasses

recorded no significant correlations with either shoot or grain yields. On the other hand, shoot and grain biomasses were significantly correlated with each other.

Table 2. Pearson's correlation among concentrations of NPK in wheat parts and their impacts on plant biomass

	Plant dry weight		Proline content	Concentrations in grains			Concentrations in straw			Concentrations in roots			Nutrients uptake per pot		
	Shoot	Grains		N	P	K	N	P	K	N	P	K	N	P	K
Plant dry weight															
Root	0.077	0.125	0.789**	-0.149	-0.212	-0.463*	-0.060	0.035	-0.095	-0.314	-.311	-0.026	0.221	0.577**	0.175
Straw		0.398*	0.030	0.470*	0.190	-0.096	-0.006	0.024	-0.072	0.241	0.634**	0.554**	0.379	0.551**	0.476*
Grain			-0.290	0.248	0.518**	-0.267	0.620**	-0.556**	-0.677**	0.617**	0.430*	-0.052	0.941**	0.556**	0.979**
Proline				-0.525**	-0.592**	-0.241	-0.541	0.179	0.018	-0.680**	-0.358	-0.028	-0.197	0.365	-0.194
Concentrations in grains															
N					0.313	-0.192	-0.206	0.135	-0.223	0.315	0.326	0.024	0.262	-0.026	0.253
P						-0.784**	-0.782**	0.045	-0.806**	0.973**	0.727**	-0.724**	0.684*	0.009	0.441*
K							0.973**	-0.062	0.976**	-0.681**	-0.808**	0.920**	-0.379	-0.446*	-0.220
Concentrations in straw															
N								-0.149	0.999**	-0.681**	-0.844**	0.932**	0.755**	0.003	0.500**
P									-0.135	-0.106	-0.121	-0.080	-0.438*	-0.447*	-0.520**
K										-0.707**	-0.845**	0.933**	-0.749**	-0.425*	-0.643**
Concentrations in roots															
N											0.721**	-0.618**	0.723**	0.092	0.557**
P												-0.741**	0.269	0.545**	0.469*
K													0.049	0.114	0.049
Nutrients uptake per pot															
N														0.533**	0.915**
P															0.631**
K															

Note: * $P < 0.05$; ** $P < 0.01$

4. Discussion

4.1. Impacts of deficit irrigations and acidified biochar on plant growth parameters

Drought stress played significant roles in diminishing wheat growth and grain yield. In this concern, plants that were irrigated with FC₆₀ recorded the least root, shoot and grain biomasses. Probably, this abiotic stress altered the structure of chloroplasts, mitochondria, and chlorophyll content, while raised radical free oxygen which, in turn, causes peroxidation of the lipids of cell membrane (Ahmad *et al.* 2018; Shemi *et al.*, 2021). Also, drought limited the supply of nutrients to plant roots via either mass flow or diffusion (Zeng and Brown, 2000; Marschner and Rengel, 2023). Increasing soil moisture from FC₆₀ to FC₈₀, led to concurrent increases in plant growth and grain yield. Nevertheless, further increases in soil moisture content up to FC₁₀₀ decreased root biomass versus FC₈₀ while augmented shoot and grain yields.

Increasing soil moisture from FC₆₀ to FC₈₀ led to concurrent absorption of more nutrients that improved the aboveground plant growth (Saad *et al.*,

2023); nevertheless the grown plants at FC₈₀ still suffered from drought stress; accordingly, plants stimulated further root growth in search for more water and nutrients (Farooq *et al.*, 2009). When plants receive the adequate soil moisture content (FC₁₀₀), root elongation decreased significantly versus FC₈₀; while more metabolites were directed towards shoot growth and grain productivity (Yadav *et al.*, 2021).

Application of biochar at a rate of B₅ probably reduced drought stress; accordingly significant increases occurred in root, shoot and grain dry weights versus B₀. This additive not only decreased lipid peroxidation within plant tissues (Yildirim *et al.* 2021), but also increased retention of soil moisture and nutrients soluble in it within the top soil (Bassouny and Abbas, 2019; Li and Tan 2021). Additionally, biochar is considered a slow release fertilizer (Elshony *et al.*, 2019). Besides, its application improves considerably soil physical and chemical characteristics (Bassouny and Abbas, 2019). These results indicate the feasibility of biochar for increasing wheat growth and productivity under stress condition and were supported by many

researchers (Hafez *et al.*, 2020; Haider *et al.*, 2020; Zulfiqar *et al.*, 2022). On the other hand, the higher dose of biochar (B_{10}) increased shoot growth while decreased grain yield productivity and root growth versus B_5 .

From an economic prospective, B_5 was enough to increase soil productivity under stress conditions. The higher dose of biochar retained more soil moisture for longer time periods and therefore decreased the aeration of the soil rhizosphere needed for health root respiration. This negatively affected shoot growth and grain productivity. Overall, the highest root, shoot and grain weights were recorded for the treatment that received B_5+FC_{100} .

4.2. Impacts of deficit irrigations and acidified biochar on available NPK contents in soil

Increasing soil moisture lessened considerably N and K available contents in soil (dilution of salts in soil), while the corresponding effect on available P was not the same. Generally, increasing soil moisture from FC_{60} to FC_{80} , raised P-available concentrations in soil, then its concentration decreased with increasing soil moisture from FC_{80} to FC_{100} . Probably, two processes affect P availability in soil, i.e. dilution effect which was remarkable from FC_{80} to FC_{100} , and, on the other hand, increasing the solubility of several phosphorus compounds which was obviously seen from FC_{60} to FC_{80} (Barrow *et al.* 2021, Barrow 2021). Application of biochar at a rate of 5 g kg^{-1} lessened considerably N and K available concentrations in soil. This was acceptable because of the concurrent increases that took place in the uptake of these two nutrients by plants at this application level. Further increases in biochar dose, i.e. 10 g kg^{-1} re-raised their available levels again in soil, as more N and K salts were set free from the degradation of biochar (Biliias *et al.* 2023, Mohamed *et al.* 2024b), which exceed plant needs. In case of available P, its contents increased significantly with increasing the dose of biochar. Maybe, plants needed and absorbed less P comparable to their needs for both N and K (Saad *et al.* 2023).

4.3. Impacts of deficit irrigations and acidified biochar on the biochemical changes in plants (NPK uptake and concentrations within wheat parts as well as proline content in shoots)

Elevated uptake of NPK was noticed according to the sequence of $FC_{100} > FC_{80} > FC_{60}$. In particular, N flows to plant roots via water movement

(mass slow) (McMurtrie and Näsholm 2018) while P and K transfer to roots by diffusion (Lambers 2022, Yadav and Sidhu 2016, Nieves-Cordones *et al.* 2016). At sufficient soil moisture, water increases the solubility of low soluble P and K bearing minerals; thus P and K diffusions to plant roots became faster (Yadav and Sidhu 2016, Suriyagoda *et al.* 2014).

At FC_{80} , high accumulation of N occurred in shoots and grains versus plants at FC_{100} as if stressed plants escape drought by earliness and short duration of vegetative growth (Itam *et al.* 2020).

Application of biochar at a rate of 5 g kg^{-1} raised significantly NPK uptake by wheat plant; nevertheless, a higher dose of applied biochar led to noteworthy reductions in NPK uptake by wheat plants. The highest concentrations of N were found in roots and shoots of plants that received $FC_{100}+B_{10}$. This is not the case in grains because the highest N records were found in plants received $FC_{80}+B_5$. The latter treatment ($FC_{80}+B_5$) exhibited also the highest concentrations of P within different wheat parts. It is worth noting that this additive is a source of NPK nutrients for plant growth (Ullah *et al.* 2023, Elshony *et al.* 2019). However, high doses of applied soil nutrients such as N (via increasing biochar dose) increased the utilization of metabolites mainly in increasing the total aboveground biomasses (Meng *et al.* 2013), rather than accelerating the transition reproductive growth or increasing grain productivity (Ghimire *et al.* 2021). Additionally, the high dose of P may precipitate partially with soil micronutrients hence lessen their availability (Farid *et al.* 2023c, Abd El- Aziz *et al.* 2020) and uptake by plants (Farid *et al.* 2023d); nevertheless this assumption was not supported in our results because the highest increases in P content within grains was recorded for $FC_{100}+B_{10}$.

Potassium (K) is an important nutrient to mitigate drought stress (Munsif *et al.* 2022); and its concentrations increased in roots and grains of wheat plants subjected to stress (FC_{80}), beside of its impacts on various plant functions (Sardans and Peñuelas 2021). To cope with drought stress, plants (B_0+FC_{60}) preserve more potassium in their roots, shoots and consequently grains while continuously consume P and N and retained less concentrations in their tissues.

Proline is an α -amino acid derivative compound (Dutta *et al.* 2018) which results mostly from the breakdown of proteins under stress conditions (Krasavina *et al.* 2014) to be stored in high concentrations in plant tissue (Krasavina *et al.* 2014). This stress marker is of high solubility and therefore can be used as an osmolyte and also as a ROS scavenge (Krasavina *et al.* 2014). Our results indicate that this stress marker increased considerably under drought stress; and biochar application can further increase this amino acid only in plants subjected to drought. In non-stressed plants, biochar applications did not raise its content within plant tissues, but effectively did in stressed plants (FC₆₀), yet in highly stressed ones plant metabolites might be low (Kapoor *et al.* 2020) for biosynthesis of high concentrations of proline. This is because proline functions as the storage sink for cellular carbon and nitrogen (Dutta *et al.* 2018). However, under less severe stress conditions (FC₈₀), this marker increased significantly in shoots of plants versus the ones that were not subjected to stress to increase plant tolerance to drought stress conditions.

4.4. Impacts of deficit irrigations and acidified biochar on soil EC and pH

No significant impacts were deduced for the level of soil moisture on soil pH by the end of the growing season. Also, application of acidified biochar was also of no significant impacts in this concern. The alkalinity of biochar could therefore be detectable within the short period after application (Chen *et al.* 2021, Liu and Chen 2022); thereafter this organic product could itself be a buffer for soil pH (Shi *et al.* 2017).

Regarding soil salinity (EC), its values increased significantly with decreasing soil moisture, following the sequence of FC₁₀₀>FC₈₀>FC₆₀, while remained statistically unchangeable owing to application of biochars. In spite of that the interaction results revealed that EC values significantly decreased in the soil that received 5 g biochar kg⁻¹ owing to increasing soil moisture.

It is then thought that increasing soil moisture content led to significant reductions in soil EC (dilution of salts), while biochar added more soluble salts to the soil during its degradation (Karimi *et al.* 2020, Khadem *et al.* 2021). Thus, the highest increases in soil EC was found for FC₆₀+B₅. After applying a higher dose of biochar (i.e. 10 g kg⁻¹), some of the soluble salts in soil may be retained (Yuan *et al.*

2023), because of increasing the surface negative charge of biochar (Mia *et al.* 2017). Thus, reductions in soil EC were noticeable. This effect was probably comparable to the effect of salt dilution by increasing the irrigation level because non-significant differences were detected in soil EC among FC₁₀₀+B₁₀, FC₈₀+B₁₀ and FC₆₀+B₁₀.

Conclusions

Application of biochar at a rate of 5 g kg⁻¹ soil elevated NPK uptake by wheat plants and at the same time recorded the highest increases in grain productivity at FC₈₀ while decreasing irrigation water inputs by about 20%. This is a good point deems towards rationalizing irrigation water in arid soils. In particular, P inputs played the most significant role in increasing shoot and grain yields under such conditions as well as N. Probably, this nutrient (P) is essential in ATP dependent processes that increase drought resistance in wheat. On the other hand, N and K were almost incorporated in plant coping mechanisms against drought.

5. Conflicts of interest

There are no conflicts to declare.

6. Formatting of funding sources

List funding sources in a standard way to facilitate compliance to funder's requirements

7. Acknowledgments

Authors would like to thank all staff members in the Faculty of Agriculture Benha University for their help during conducting this research.

8. References

- Abd El- Aziz M, Abbas M H H, Ewis A (2020). Can humic acid alleviate the adverse effect of elevated phosphorus application on yield and nutritive contents of maize grown on a calcareous soil? *Env. Biodivers. Soil Secur.* 4(Issue 2020), 333-343. <https://doi.org/10.21608/jenvbs.2020.48032.1112>
- Abd El-Mageed T A, Belal EE, Rady MOA, Abd El-Mageed SA, Mansour, E, Awad MF, Semida W M (2021). Acidified Biochar as a Soil Amendment to Drought Stressed (*Vicia faba* L.) Plants: Influences on Growth and Productivity, Nutrient Status, and Water Use Efficiency. *Agronomy*, 11(7), 1290. <https://doi.org/10.3390/agronomy11071290>
- Abdalla A, Stellmacher T, Becker M (2023). Trends and Prospects of Change in Wheat Self-Sufficiency in

- Egypt. *Agriculture*, 13(1), 7. <https://doi.org/10.3390/agriculture13010007>
- Abdelhafez AA, Abbas MHH, Zhou L (2024). Editorial: Plants and environmental threats. [Editorial]. *Frontiers in Bioengineering and Biotechnology*, 12. <https://doi.org/10.3389/fbioe.2024.1320759>
- Abuzaid A S, Abdel-Salam M, Abbas M H H, Khalil F, Abdelhafez AA (2025). Effectiveness of Biochar and Elemental Sulfur for Sustaining Maize Production in Arid soils. *Egypt J Soil Sci*, 65(1). <https://doi.org/10.21608/ejss.2024.324620.1875>
- Ahmad Z, Waraich EA, Akhtar S, Anjum S, Ahmad T, Mahboob W, Abdur Hafeez OB, Tapera Y, Labuschagne M, Rizwan M (2018). Physiological responses of wheat to drought stress and its mitigation approaches. *Acta Physiologiae Plantarum*, 40(4), 80. <https://doi.org/10.1007/s11738-018-2651-6>
- Ali, I., Al-Bardini, EMM, Abbas MHH, Omara AE (2024). Potential effect of plant growth-promoting rhizobacteria (PGPR) on wheat (*Triticum aestivum* L.) under salinity stress. *Benha Journal of Applied Sciences*, 9(3), 65-71. <https://doi.org/10.21608/bjas.2024.268380.1322>
- Bapela T, Shimelis H, Tsilo TJ, Mathew I (2022). Genetic Improvement of Wheat for Drought Tolerance: Progress, Challenges and Opportunities. *Plants*, 11(10), 1331. <https://doi.org/10.3390/plants11101331>
- Barrow NJ, Sen A, Roy N, Debnath, A. (2021). The soil phosphate fractionation fallacy. *Plant and Soil*, 459(1), 1-11. <https://doi.org/10.1007/s11104-020-04476-6>
- Barrow, N. J. (2021). Comparing two theories about the nature of soil phosphate. *European Journal of Soil Science*, 72(2), 679-685. <https://doi.org/10.1111/ejss.13027>
- Bassouny M, Abbas MH H (2019). Role of Biochar in Managing the Irrigation Water Requirements of Maize Plants: the Pyramid Model Signifying the Soil Hydro-physical and Environmental Markers. *Egypt J Soil Sci*, 59(2), 99-115. <https://doi.org/10.21608/ejss.2019.9990.1252>
- Bates LS, Waldren RP, Teare ID (1973) Rapid determination of free proline for water-stress studies. *Plant and Soil* 39, 205-207. <https://doi.org/10.1007/bf00018060>
- Bilias F, Kalderis D, Richardson C, Barbayiannis N, Gasparatos D (2023). Biochar application as a soil potassium management strategy: A review. *Sci Total Environ*, 858, 159782. doi: <https://doi.org/10.1016/j.scitotenv.2022.159782>
- Chen X, Lewis S, Heal KV, Lin Q, Sohi SP (2021). Biochar engineering and ageing influence the spatiotemporal dynamics of soil pH in the charosphere. *Geoderma*, 386, 114919. doi: <https://doi.org/10.1016/j.geoderma.2020.114919>
- Cottenie A, Verloo M, Kickens L, Velghe G, Camerlynck, R (1982) Chemical analysis of plants and soils. Laboratory of Analytical and Agrochemistry. State University, Ghent Belgium.
- Dianatmanesh M, Kazemeini SA., Bahrani MJ, Shakeri E, Alinia M, Amjad SF, Mansoori N, Pocza P, Lalarukh I, Abbas MHH, Abdelhafez AA. Hamed, M. H. (2022). Yield and yield components of common bean as influenced by wheat residue and nitrogen rates under water deficit conditions. *Environ. Technol. Innov*, 28, 102549. <https://doi.org/10.1016/j.eti.2022.102549>
- Dutta T, Neelapu NR R, Wani SH, Challa S (2018). Chapter 11 - Compatible Solute Engineering of Crop Plants for Improved Tolerance Toward Abiotic Stresses. In S. H. Wani (Ed.), *Biochemical, Physiological and Molecular Avenues for Combating Abiotic Stress Tolerance in Plants* (pp. 221-254): Academic Press, pp 221-254. <https://doi.org/10.1016/B978-0-12-813066-7.00012-7>
- El-Sharkawy M, El-Naggar AH, AL-Huqail AA, Ghoneim AM (2022) Acid-Modified Biochar Impacts on Soil Properties and Biochemical Characteristics of Crops Grown in Saline-Sodic Soils. *Sustainability* 14, 8190. <https://doi.org/10.3390/su14138190>
- Elshony M, Farid IM, Alkamar F, Abbas MHH, Abbas H (2019) Ameliorating a Sandy Soil Using Biochar and Compost Amendments and Their Implications as Slow Release. *Egypt J Soil Sci* 59, 305-322 <https://doi.org/10.21608/ejss.2019.12914.1276>
- Emami Bistgani Z, Barker AV, Hashemi M (2024). Physiology of medicinal and aromatic plants under drought stress. *The Crop Journal*, 12(2), 330-339. doi: <https://doi.org/10.1016/j.cj.2023.12.003>
- Farid I, Abbas M, El-Ghozoli A (2023a) Wheat productivity as influenced by integrated mineral, organic and biofertilization. *Egypt J Soil Sc*, 63(3), 287-299. <https://doi.org/10.21608/ejss.2023.192023.1590>
- Farid I, Abbas M, El-Ghozoli A (2023b). Increasing Wheat production in arid soils: Integrated management of chemical, organic- and bio P and K-inputs. *Env. Biodivers. Soil Secur.*, 7, 163-178. <https://doi.org/10.21608/jenvbs.2023.221177.1223>
- Farid I, El-Hussieny O, El-Shinawy RS, Abbas H, Abbas MHH, Bassouny M (2023c). Impacts of P inputs on availability of Fe, Mn, Zn and Se in soils. *Env. Biodivers. Soil Secur.*, 7(2023), 179-192. <https://doi.org/10.21608/jenvbs.2023.222204.1224>
- Farid IM, El-Shinawy R, Elhussiny O, Abbas H, Abbas M HH, Bassouny MA (2023d). Phosphorus and Micronutrient Interactions in soil and their Impacts on Maize Growth. *Egypt J Soil Sci*, 63(3), 405-416. <https://doi.org/10.21608/ejss.2023.220182.1610>
- Farid Y, Ali I, Abdelhafez A, Abbas MHH (2025). Enhancing Wheat Productivity in Salt-Affected Soils Using Traditional and Acidified Biochars: A Sustainable Solution. *Egypt J Soil Sci*, 65(1). <https://doi.org/10.21608/ejss.2024.325183.1869>
- Farooq M, Wahid A, Kobayashi N, Fujita D, Basra SMA (2009). Plant Drought Stress: Effects, Mechanisms and Management. In: Lichtfouse, E., Navarrete, M., Debaeke, P., Véronique, S., Alberola, C. (eds)

- Sustainable Agriculture. Springer, Dordrecht, pp 153-188. https://doi.org/10.1007/978-90-481-2666-8_12
- Fidel RB, Laird DA, Thompson ML, Lawrinenko M (2017). Characterization and quantification of biochar alkalinity. *Chemosphere*, 167, 367-373. doi: <https://doi.org/10.1016/j.chemosphere.2016.09.151>
- Ghimire D, Das S, Mueller ND, Creech CF, Santra D, Baenziger PS, Easterly AC, Maharjan B (2021). Effects of cultivars and nitrogen management on wheat grain yield and protein. *Agronomy Journal*, 113(5), 4348-4368. <https://doi.org/10.1002/agj2.20836>
- Hafez EM, Kheir AMS, Badawy SA, Rashwan E, Farig M, Osman HS (2020) Differences in physiological and biochemical attributes of wheat in response to single and combined salicylic acid and biochar subjected to limited water irrigation in saline sodic soil. *Plants*. (10):1346. <https://doi.org/10.3390/plants9101346>
- Haider I, Raza MAS, Iqbal R, Aslam MU, Habib-ur-Rahman M, Raja S, Khan MT, Aslam MM, Waqas M, Ahmad S (2020) Potential effects of biochar application on mitigating the drought stress implications on wheat (*Triticum aestivum* L.) under various growth stages, *J Saudi Chem Soc* 24(12), 974-981, <https://doi.org/10.1016/j.jscs.2020.10.005>
- Hien TTT, Tsubota T, Taniguchi T, Shinogi Y (2021) Enhancing soil water holding capacity and provision of a potassium source via optimization of the pyrolysis of bamboo biochar. *Biochar* 3, 51–61. <https://doi.org/10.1007/s42773-020-00071-1>
- Itam M, Mega R, Tadano S, Abdelrahman M, Matsunaga, S, Yamasaki Y, Aashi K, Tsujimoto H (2020). Metabolic and physiological responses to progressive drought stress in bread wheat. *Sci Rep*, 10(1), 17189. <https://doi.org/10.1038/s41598-020-74303-6>
- Kapoor D, Bhardwaj S, Landi M, Sharma A, Ramakrishnan M, Sharma A (2020). The Impact of Drought in Plant Metabolism: How to Exploit Tolerance Mechanisms to Increase Crop Production. *Applied Sciences*, 10(16), 5692. <https://doi.org/10.3390/app10165692>
- Karimi A, Moezzi A, Chorom M, Enayatizamir N (2020). Application of Biochar Changed the Status of Nutrients and Biological Activity in a Calcareous Soil. *J Soil Sci Plant Nutr*, 20(2), 450-459. <https://doi.org/10.1007/s42729-019-00129-5>
- Khadem A, Raiesi F, Besharati H, Khalaj MA (2021). The effects of biochar on soil nutrients status, microbial activity and carbon sequestration potential in two calcareous soils. *Biochar*, 3(1), 105-116. <https://doi.org/10.1007/s42773-020-00076-w>
- Khalil FW, Abdel-Salam M, Abbas MHH, Abuzaid AS (2023) Implications of Acidified and Non-Acidified Biochars on N and K Availability and their Uptake by Maize Plants. *Egypt J Soil Sci* 63, 101-112. <https://doi.org/10.21608/ejss.2023.184654.1560>
- Khan Z, Khan M N, Zhang K, Luo T, Zhu K, Hu L (2021). The application of biochar alleviated the adverse effects of drought on the growth, physiology, yield and quality of rapeseed through regulation of soil status and nutrients availability. *Industrial Crops and Products*, 171, 113878. <https://doi.org/10.1016/j.indcrop.2021.113878>
- Klute A (1986) Part 1. Physical and mineralogical methods. ASA-SSSA-Agronomy, Madison, Wisconsin USA. <https://doi.org/10.2136/sssabookser5.1.2ed>
- Krasavina MS, Burmistrova NA, Raldugina GN (2014). Chapter 11 - The Role of Carbohydrates in Plant Resistance to Abiotic Stresses. In P. Ahmad & S. Rasool (Eds.), *Emerging Technologies and Management of Crop Stress Tolerance* (pp. 229-270). San Diego: Academic Press. Pp 229-270. <https://doi.org/10.1016/B978-0-12-800876-8.00011-4>
- Laird D, Fleming P, Wang B, Horton R, Karlen D (2010). Biochar impact on nutrient leaching from a Midwestern agricultural soil. *Geoderma*, 158(3), 436-442. <https://doi.org/10.1016/j.geoderma.2010.05.012>
- Lalarukh I, Amjad SF, Mansoor N, Al-Dhumri SA, Alshahri AH, Almutari MM, Alhusayni FS, Al-Shammari WB, Pocza P, Abbas MHH, Elghareeb D, Kubra K, Abdelhafez AA (2022a) Integral effects of brassinosteroids and timber waste biochar enhances the drought tolerance capacity of wheat plant. *Sci Rep* 12, 12842. <https://doi.org/10.1038/s41598-022-16866-0>
- Lalarukh, I., Zahra, N., Al Huqail, A. A., Amjad, S. F., Al-Dhumri, S. A., Ghoneim, A. M., Alsharhri A, Almutari MM, Alhusayni FS, Al-Shammari WB, Pocza P, Mansoor N, Ayman M, Abbas MHH, Abdelhafez AA (2022b). Exogenously applied ZnO nanoparticles induced salt tolerance in potentially high yielding modern wheat (*Triticum aestivum* L.) cultivars. *Environ. Technol. Innov.* 27, 102799. <https://doi.org/10.1016/j.eti.2022.102799>
- Lambers H (2022). Phosphorus Acquisition and Utilization in Plants. *Annual Review of Plant Biology*, 73(73), 17-42. <https://doi.org/10.1146/annurev-arplant-102720-125738>
- Langridge, P., Alaux, M., Almeida, N. F., Ammar, K., Baum, M., Bekkaoui, F., Bentley AR, Beres B, Berger B, Braun H-J, Brown-Guedira G, Burt CJ, Ciccamo MJ, Cattivelli L, Charmet G, ...Zhang, X. (2022). Meeting the Challenges Facing Wheat Production: The Strategic Research Agenda of the Global Wheat Initiative. *Agronomy*, 12(11), 2767. <https://doi.org/10.3390/agronomy12112767>
- Li H, Tan Z (2021).Preparation of high water-retaining biochar and its mechanism of alleviating drought stress in the soil and plant system. *Biochar*, 3(4), 579-590. <https://doi.org/10.1007/s42773-021-00107-0>
- Liu Y, Chen J (2022) Effect of ageing on biochar properties and pollutant management. *Chemosphere*, 292, 133427. <https://doi.org/10.1016/j.chemosphere.2021.133427>
- Mansoor S, Kour N, Manhas S, Zahid S, Wani OA, Sharma V, Wijaya L, Alyemeni MN, Alsahli AA, El-Serehy HA, Paray BA, Ahmad P (2021). Biochar as a tool for effective management of drought and heavy metal toxicity. *Chemosphere*, 271, 129458. <https://doi.org/10.1016/j.chemosphere.2020.129458>
- Marschner P, Rengel Z (2023) Chapter 12 - Nutrient availability in soils. *Marschner's Mineral Nutrition of*

- Plants (Fourth Edition), Academic Press, pp 499-522, <https://doi.org/10.1016/B978-0-12-819773-8.00003-4>
- McMurtrie RE, Näsholm T (2018) Quantifying the contribution of mass flow to nitrogen acquisition by an individual plant root. *New Phytol*, 218(1), 119-130. <https://doi.org/10.1111/nph.14927>
- Meng Q, Yue S, Chen X, Cui Z, Ye Y, Ma W, Tong Y, Zhang, F. (2013). Understanding Dry Matter and Nitrogen Accumulation with Time-Course for High-Yielding Wheat Production in China. *PLOS ONE*, 8(7), e68783. <https://doi.org/10.1371/journal.pone.0068783>
- Mia S, Dijkstra, FA, Singh B (2017). Chapter One - Long-Term Aging of Biochar: A Molecular Understanding With Agricultural and Environmental Implications. In D. L. Sparks (Ed.), *Advances in Agronomy* (Vol. 141, pp. 1-51): Academic Press. <https://doi.org/10.1016/bs.agron.2016.10.001>
- Mohamed I, El-habbak AK, Abbas MH, Scopa A, Drosos M, AbdelRahman MA E, Bassouny MA (2024). Rice straw biochar and NPK minerals for sustainable crop production in arid soils: a case study on maize-wheat cropping system. *CABI Agriculture and Bioscience*, 5(1), 91. <https://doi.org/10.1186/s43170-024-00289-0>
- Mohamed I, Farid IM, Siam HS, Abbas MHH, Tolba M, Mahmoud SA, Abbas HH, Abdelhafez AA, Elkelish A, Scopa A, Drosos M, AbdelRahman MAE, Bassouny MA (2024) A brief investigation on the prospective of co-composted biochar as a fertilizer for Zucchini plants cultivated in arid sandy soil. *Open Agriculture* 9. <https://doi.org/10.1515/opag-2022-0322>
- Munsif F, Shah T, Arif M, Jehangir M, Afridi MZ, Ahmad I, Jan BL, Alansi, S. (2022). Combined effect of salicylic acid and potassium mitigates drought stress through the modulation of physio-biochemical attributes and key antioxidants in wheat. *Saudi J Biol Sci*, 29(6), 103294. doi: <https://doi.org/10.1016/j.sjbs.2022.103294>
- Mwadingeni L, Shimelis H, Dube E, Laing MD, Tsilo TJ (2016). Breeding wheat for drought tolerance: Progress and technologies. *J Integr Agric*, 15(5), 935-943. [https://doi.org/10.1016/S2095-3119\(15\)61102-9](https://doi.org/10.1016/S2095-3119(15)61102-9)
- Nieves-Cordones M, Al Shiblawi FR, Sentenac H (2016). Roles and Transport of Sodium and Potassium in Plants. In A. Sigel, H. Sigel & R. K. O. Sigel (Eds.), *The Alkali Metal Ions: Their Role for Life* (pp. 291-324). Cham: Springer International Publishing. https://doi.org/10.1007/978-3-319-21756-7_9
- Nyaupane S, Poudel, MR, Panthi B, Dhakal A, Paudel H, Bhandari R (2024). Drought stress effect, tolerance, and management in wheat – a review. *Cogent Food & Agriculture*, 10(1), 2296094. <https://doi.org/10.1080/23311932.2023.2296094>
- Parveen Z, Lalarukh I, Al Dhumri S, Naqvi A, Amjad S, Alsayed N, Hazaimah M, Alshammri W, Al Mutari M, Alhussayni, F, Al Rohily K, Albogami B, Abbas M, Abdelhafez A (2024). Does exogenous application of salicylic acid induce salt stress tolerance in potentially high-yielding modern wheat cultivars?. *Egypt J Soil Sci*, 64(2), 507-521. <https://doi.org/10.21608/ejss.2024.264755.1712>
- Ramzani PMA, Shan L, Anjum S, Khan W-u-D, Ronggui H, Iqbal M, Virk ZA, Kausar S (2017). Improved quinoa growth, physiological response, and seed nutritional quality in three soils having different stresses by the application of acidified biochar and compost. *Plant Physiol Biochem*, 116, 127-138. <https://doi.org/10.1016/j.plaphy.2017.05.003>
- Saad AM, Elhabbak AK., Abbas MHH, Mohamed I, AbdelRahman MAE, Scopa A, Bassouny MA (2023) Can deficit irrigations be an optimum solution for increasing water productivity under arid conditions? A case study on wheat plants. *Saudi J Biol Sci* 30, 103537. <https://doi.org/10.1016/j.sjbs.2022.103537>
- Sardans J, Peñuelas J (2021). Potassium Control of Plant Functions: Ecological and Agricultural Implications. *Plants*, 10(2), 419. <https://doi.org/10.3390/plants10020419>
- Sári D, Ferroudj A, Dávid S, El-Ramady, H, Faizy SE-D, Ibrahim S, Mansour H, Brevik EC, Solberg SQ, Prokisch J (2024). Drought Stress Under a Nano-Farming Approach: A Review. *Egypt J Soil Sci*, 64(1), 135-151. <https://doi.org/10.21608/ejss.2023.239634.1668>
- Shemi, R., Wang, R., Gheith, ES.M.S, Hussain HA, Hussain S, Irfan M, Cholidah L, Zhang S, Wang L (2021) Effects of salicylic acid, zinc and glycine betaine on morpho-physiological growth and yield of maize under drought stress. *Sci Rep* 11, 3195. <https://doi.org/10.1038/s41598-021-82264-7>
- Shi R-y, Hong Z-n, Li J-y, Jiang J, Baquy M A-A, Xu R-k, Qian W (2017). Mechanisms for Increasing the pH Buffering Capacity of an Acidic Ultisol by Crop Residue-Derived Biochars. *J Agr Food Chem*, 65(37), 8111-8119. <https://doi.org/10.1021/acs.jafc.7b02266>
- Sparks DL, Page AL, Helmke PA, Loeppert RH, (2020) Methods of Soil Analysis Part 3—Chemical Methods. 5.3. SSSA Book Series 5, Madison, WI.
- Suriyagoda LDB, Ryan MH, Renton M, Lambers H (2014). Chapter Four - Plant Responses to Limited Moisture and Phosphorus Availability: A Meta-Analysis. In D. L. Sparks (Ed.), *Advances in Agronomy* (Vol. 124, pp. 143-200): Academic Press. <https://doi.org/10.1016/B978-0-12-800138-7.00004-8>
- Ullah I, Muhammad D, Mussarat M, Khan S, Adnan M, Fahad S, Ismail M, Ahmad Mian I, Ali A, Hamzah Saleem M, Saeed M, Gul F, Ibrahim M, Raza MAS., Hammad HM, Nasim W, Saud S, Khattak JZK, Ahmad M, Ali N, Akbar R, Khan SM, Banout J (2023). Comparative effects of biochar and NPK on wheat crops under different management systems. *Crop and Pasture Science*, 74(2), 31-40. <https://doi.org/10.1071/CP21146>
- Yadav B, Jogawat A, Rahman MS, Narayan OP (2021) Secondary metabolites in the drought stress tolerance of crop plants: A review, *Gene Reports*, 23,101040, <https://doi.org/10.1016/j.genrep.2021.101040>

- Yadav BK, Sidhu AS (2016). Dynamics of Potassium and Their Bioavailability for Plant Nutrition. In V. S. Meena, B. R. Maurya, J. P. Verma & R. S. Meena (Eds.), *Potassium Solubilizing Microorganisms for Sustainable Agriculture* (pp. 187-201). New Delhi: Springer India. https://doi.org/10.1007/978-81-322-2776-2_14
- Yildirim E, Ekinci M, Turan M (2021). Impact of Biochar in Mitigating the Negative Effect of Drought Stress on Cabbage Seedlings. *J Soil Sci Plant Nutr*, 21(3), 2297-2309. <https://doi.org/10.1007/s42729-021-00522-z>
- Yuan Y, Liu Q, Zheng H, Li M, Liu Y, Wang X, Peng Y, Luo X, Li F, Li X, Xing B (2023). Biochar as a sustainable tool for improving the health of salt-affected soils. *Soil & Environmental Health*, 1(3), 100033. doi: <https://doi.org/10.1016/j.seh.2023.100033>
- Zeng Q, Brown PH (2000) Soil potassium mobility and uptake by corn under differential soil moisture regimes. *Plant Soil* **221**, 121–134. <https://doi.org/10.1023/A:1004738414847>
- Zhang, W., Wei, J., Guo, L., Fang, H., Liu, X., Liang, K., Niu W, Liu F, Siddique KHM (2023). Effects of Two Biochar Types on Mitigating Drought and Salt Stress in Tomato Seedlings. *Agronomy*, 13(4), 1039. <https://doi.org/10.3390/agronomy13041039>
- Zulfiqar B, Raza MAS, Saleem MF, Aslam MU, Iqbal R, Muhammad F, et al. (2022) Biochar enhances wheat crop productivity by mitigating the effects of drought: Insights into physiological and antioxidant defence mechanisms. *PLoS ONE* 17(4): e0267819. <https://doi.org/10.1371/journal.pone.0267819>